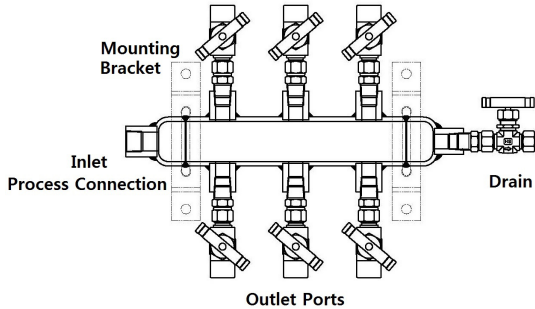


“A” Series Air Header

Air Headers are designed and configured in any layout to fit client’s specifications



Pipe Dimensions / Material

1 in. or 2 in. Pipe
Stainless Steel

Process Connections

Flange
Threaded, Ball or Needle Valve

Outlet Ports

Single and Double-Side
Numbers of ports: 2 thru. 20

Drain Connections

Threaded, Ball or Needle Valve

Features and Ordering Information

To order Air Header, prefix “A” and build up an ordering number by combining the designators in the sequence below.

1. Pipe

Select applicable size, schedule, and material grade.

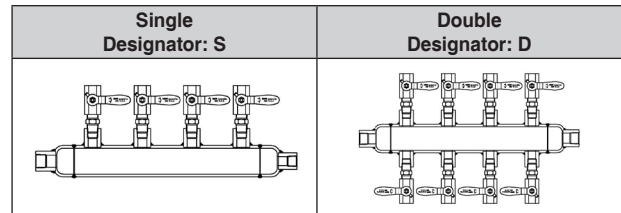
Pipe					
Size	(1)D	Schedule	(1)D	Material Grade	(1)D
1 in.	1	SCH40	4	SS316	SS
		SCH80	8	SS316L	SSL
		SCH160	16	SS304	S4
2 in.	2	SCH XXS	X	SS304L	S4L

Example: A28SS

(1)D: Designator

2. Configuration and the number of outlet ports.

Select single or double, and add the number of outlet ports.



Example: A28SS-D10

End Connection Table

End Connection		Ball Valve		Needle Valve	
End Connection	(1)D	Lever Handle	Butterfly Handle	Bar Handle	Round Handle
Female Thread		BL	BB	NB	NR
1/2 in. NPT	F1	BLF1	BBF1	NBF1	NRF1
3/4 in. NPT	F2	BLF2	BBF2	NBF2	NRF2
1 in. NPT	F3	BLF3	BBF3	NBF3	NRF3
1/2 in. BSPT	F4	BLF4	BBF4	NBF4	NRF4
3/4 in. BSPT	F5	BLF5	BBF5	NBF5	NRF5
Male Thread					
1/2 in. NPT	M1	BLM1	BBM1	NBM1	NRM1
3/4 in. NPT	M2	BLM2	BBM2	NBM2	NRM2
1 in. NPT	M3	BLM3	BBM3	NBM3	NRM3
1/2 in. BSPT	M4	BLM4	BBM4	NBM4	NRM4
3/4 in. BSPT	M5	BLM5	BBM5	NBM5	NRM5
M Tube Fitting					
1/2 in.	A8T	BLA8T	BBA8T	NBA8T	NRA8T
3/4 in.	A12T	BLA12T	BBA12T	NBA12T	NRA12T
1 in.	A16T	BLA16T	BBA16T	NBA16T	NRA16T
12mm	A12M	BLA12M	BBA12M	NBA12M	NRA12M
Flange					
1 in. Class 150 RF	FL1	-	-	-	-
1 in. Class 300 RF	FL2	-	-	-	-

3. Process Connection

Select an applicable process connection from the end connection table.
Example: A28SS-D10-F1-

4. Outlet Port

Select an applicable outlet port from the end connection table.
Example: A28SS-D10-F1-BLF1-

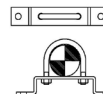
5. Drain Port

Select an applicable drain port from the end connection table.
Example: A28SS-D10-F1-BLF1-F1-

Add “P” if you need to plug the drain port.
Example: A28SS-D10-F1-BLF1-F1P-

6. Mounting Bracket

Add “M” to the ordering number, if mounting bracket is required.
Example: A28SS-D10-F1-BLF1-F1P-M



2 sets of mounting brackets c/w U-bolt are supplied for one unit of air header.