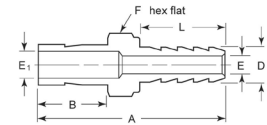



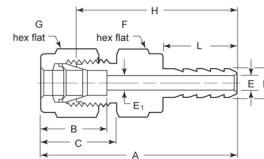
#### Features

- Hose barb ends with soft plastic or soft rubber hose are for use with hose sleeve or hose clamp.
- Various adapter ends are available: Tube adapter, Tube fitting, Female pipe, and Male pipe end.
- Hose adapters are reusable.



#### Tube Adapter Ends

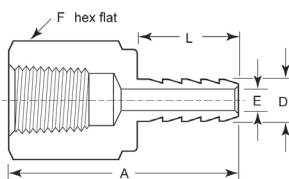

Complete Ordering No.	End Connections		Dimensions, in.							
	Hose ID	Tube OD	A	B	D	E	E1	F	L	
AHAT 2-2T-SS	1/8	1/8	1.36	0.54	0.15	0.08	0.09	5/16	0.40	
AHAT 2-4T-SS	1/8	1/4	1.16	0.64	0.15	0.08	0.19	3/8	0.40	
AHAT 4-4T-SS	1/4	1/4	1.85	0.64	0.30	0.19	0.19	7/16	0.79	
AHAT 4-6T-SS	1/4	3/8	1.91	0.70	0.30	0.19	0.28	7/16	0.79	
AHAT 4-6MT-SS	1/4	6mm	1.88	0.64	0.30	0.19	0.18	7/16	0.79	
AHAT 5-4T-SS	5/16	1/4	1.93	0.64	0.37	0.19	0.19	7/16	0.87	
AHAT 6-4T-SS	3/8	1/4	1.93	0.64	0.45	0.30	0.17	9/16	0.87	
AHAT 6-6T-SS	3/8	3/8	1.99	0.70	0.45	0.30	0.28	9/16	0.87	
AHAT 6-8T-SS	3/8	1/2	2.25	0.96	0.45	0.30	0.39	5/8	0.87	
AHAT 8-6T-SS	1/2	3/8	2.06	0.70	0.60	0.38	0.28	11/16	0.94	
AHAT 8-8T-SS	1/2	1/2	2.32	0.96	0.60	0.38	0.39	11/16	0.94	
AHAT 12-12T-SS	3/4	3/4	2.49	1.02	0.90	0.63	0.59	1 3/16	1.05	
AHAT 16-16T-SS	1	1	3.02	1.30	1.20	0.88	0.80	1 3/8	1.19	



#### Tube Fitting Ends

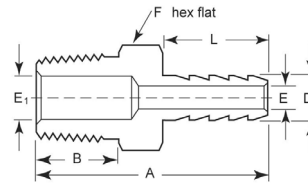

Complete Ordering No.	End Connections		Dimensions, in.								
	Hose ID	Tube OD	A	B	D	E	E1	F	G	H	L
AHAD 2-2-SS	1/8	1/8	1.46	0.60	0.15	0.08	0.08	7/16	7/16	1.17	0.40
AHAD 4-2-SS	1/4	1/8	1.85	0.70	0.30	0.09	0.19	7/16	7/16	1.56	0.79
AHAD 4-4-SS	1/4	1/4	1.94	0.70	0.30	0.19	0.19	9/16	9/16	1.63	0.79
AHAD 6-4-SS	3/8	1/4	2.01	0.76	0.45	0.19	0.30	9/16	9/16	1.70	0.87
AHAD 6-6-SS	3/8	3/8	2.06	0.76	0.45	0.30	0.30	3/4	11/16	1.77	0.87
AHAD 8-8-SS	1/2	1/2	2.24	0.86	0.60	0.38	0.41	7/8	7/8	1.84	0.94

#### Female Pipe Ends



Complete Ordering No.	End Connections		Dimensions, in.					
	Hose ID	NPT Size	A	D	E	F	L	
AHAF 2-2N-SS	1/8	1/8	1.11	0.15	0.08	9/16	0.40	
AHAF 2-4N-SS	1/8	1/4	1.26	0.15	0.08	3/4	0.40	
AHAF 3-2N-SS	3/16	1/8	1.29	0.23	0.12	9/16	0.59	
AHAF 3-4N-SS	3/16	1/4	1.44	0.23	0.12	3/4	0.59	
AHAF 4-2N-SS	1/4	1/8	1.47	0.30	0.19	9/16	0.79	
AHAF 4-4N-SS	1/4	1/4	1.64	0.30	0.19	3/4	0.79	
AHAF 4-6N-SS	1/4	3/8	1.71	0.30	0.19	7/8	0.79	
AHAF 5-4N-SS	5/16	1/4	1.73	0.38	0.19	3/4	0.87	
AHAF 5-6N-SS	5/16	3/8	1.82	0.38	0.19	7/8	0.87	
AHAF 6-4N-SS	3/8	1/4	1.69	0.45	0.30	3/4	0.87	
AHAF 6-6N-SS	3/8	3/8	1.78	0.45	0.30	7/8	0.87	
AHAF 6-8N-SS	3/8	1/2	2.03	0.45	0.30	1 1/16	0.87	
AHAF 8-8N-SS	1/2	1/2	2.13	0.60	0.38	1 1/16	0.94	

# Hose Adapter Fittings



## Male Pipe Ends

Complete Ordering No.	End Connections		Dimensions, in.						
	Hose ID	Male NPT	A	B	D	E	F1	F	L
AHAM 2-2N-SS	1/8	1/8	1.08	0.38	0.15	0.08	0.19	7/16	0.40
AHAM 2-4N-SS	1/8	1/4	1.26	0.56	0.15	0.08	0.28	9/16	0.40
AHAM 3-2N-SS	3/16	1/8	1.27	0.38	0.23	0.12	0.12	7/16	0.59
AHAM 3-4N-SS	3/16	1/4	1.45	0.56	0.23	0.12	0.28	9/16	0.59
AHAM 4-2N-SS	1/4	1/8	1.47	0.38	0.30	0.19	0.19	7/16	0.79
AHAM 4-4N-SS	1/4	1/4	1.65	0.56	0.30	0.19	0.19	9/16	0.79
AHAM 4-6N-SS	1/4	3/8	1.66	0.56	0.30	0.19	0.19	11/16	0.79
AHAM 4-8N-SS	1/4	1/2	1.85	0.75	0.30	0.19	0.47	7/8	0.79
AHAM 5-2N-SS	5/16	1/8	1.55	0.38	0.38	0.19	0.19	7/16	0.87
AHAM 5-4N-SS	5/16	1/4	1.73	0.56	0.38	0.19	0.19	9/16	0.87
AHAM 5-6N-SS	5/16	3/8	1.74	0.56	0.38	0.19	0.19	11/16	0.87
AHAM 5-8N-SS	5/16	1/2	1.96	0.75	0.38	0.19	0.47	7/8	0.87
AHAM 6-4N-SS	3/8	1/4	1.73	0.56	0.45	0.30	0.30	9/16	0.87
AHAM 6-6N-SS	3/8	3/8	1.74	0.56	0.45	0.30	0.30	11/16	0.87
AHAM 6-8N-SS	3/8	1/2	1.96	0.75	0.45	0.30	0.30	7/8	0.87
AHAM 8-4N-SS	1/2	1/4	1.80	0.56	0.60	0.38	0.28	11/16	0.94
AHAM 8-6N-SS	1/2	3/8	1.81	0.56	0.60	0.38	0.38	11/16	0.94
AHAM 8-8N-SS	1/2	1/2	2.03	0.75	0.60	0.38	0.38	7/8	0.94
AHAM 10-6N-SS	5/8	3/8	1.88	0.56	0.75	0.50	0.38	1 1/16	0.98
AHAM 10-8N-SS	5/8	1/2	2.07	0.75	0.75	0.47	0.47	1 1/16	0.98
AHAM 10-12N-SS	5/8	3/4	2.07	0.75	0.75	0.50	0.63	1 1/16	0.98
AHAM 12-8N-SS	3/4	1/2	2.14	0.75	0.90	0.63	0.47	1 1/16	1.05
AHAM 12-12N-SS	3/4	3/4	2.14	0.75	0.90	0.63	0.63	1 1/16	1.05
AHAM 12-16N-SS	3/4	1	2.13	0.94	0.90	0.63	0.88	1 3/8	1.05
AHAM 16-12N-SS	1	3/4	2.38	0.75	1.20	0.88	0.63	1 3/8	1.19
AHAM 16-16N-SS	1	1	2.57	0.94	1.20	0.88	0.88	1 3/8	1.19

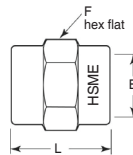
To order, select an applicable complete ordering number: AHAM16-16N-SS

To order brass fitting, replace "SS" in the ordering number with "B": AHAM16-16N-B

## Hose Sleeve


Use hose sleeve to secure soft plastic or rubber hose on hose barb end.

- Light weight aluminum construction.
- Reusable



### Hose Sleeve Installation Instruction

1. Cut hose squarely to the desired length.
2. Slide hose sleeve on hose.
3. Lubricate hose barb end.
4. Push the hose on barb end until the hose end bottoms up against fitting body hex.
5. Wrench-tighten the hose sleeve by keeping it to fitting hex.



Ordering Number	End Connections		Dimensions, in.		
	Hose ID	Hose OD	E	F	L
AHAS 2-4-AL	1/8	1/4	0.26	3/8	0.40
AHAS 4-6-AL	1/4	3/8	0.41	9/16	0.79
AHAS 4-7-AL	1/4	7/16	0.46	5/8	0.79
AHAS 4-8-AL	1/4	1/2	0.52	11/16	0.79
AHAS 5-7-AL	5/16	7/16	0.48	5/8	0.87
AHAS 6-8-AL	3/8	1/2	0.55	11/16	0.87
AHAS 6-9-AL	3/8	9/16	0.61	3/4	0.87
AHAS 7-10-AL	7/16	5/8	0.69	13/16	0.94
AHAS 8-11-AL	1/2	11/16	0.76	7/8	0.94
AHAS 12-16-AL	3/4	1	1.10	1 1/4	1.07

### Safe Component Selection

The selection of component for any application or system design must be considered to ensure safe performance. Component function, material compatibility, component pressure and temperature rating, proper installation, operation and maintenance remain the sole responsibility of the system designer and the user. HSME Corporation accepts no liability for any improper selection, installation, operation or maintenance.